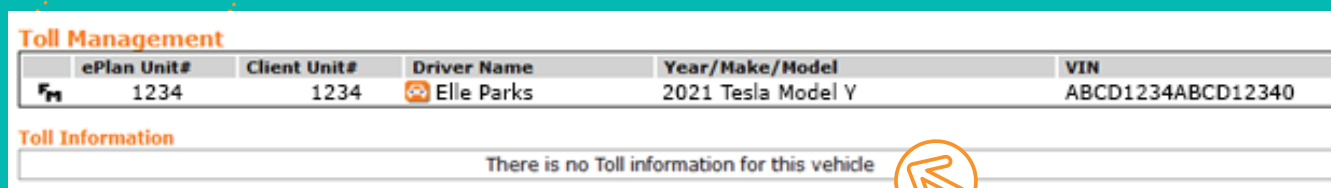
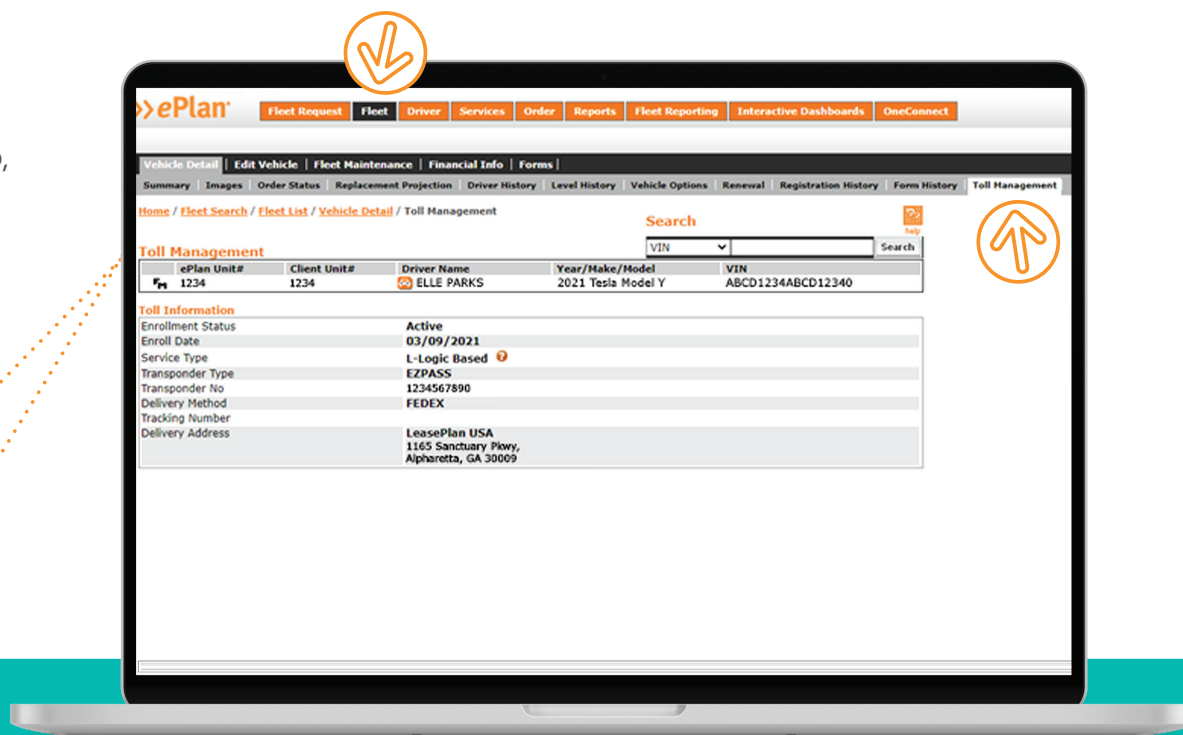


+ Toll Management

If you are enrolled in Toll Management services, you can use the Toll Management Tab to create a Driver Authorization Letter, or access details like enrollment date, transponder details, tracking number and more!

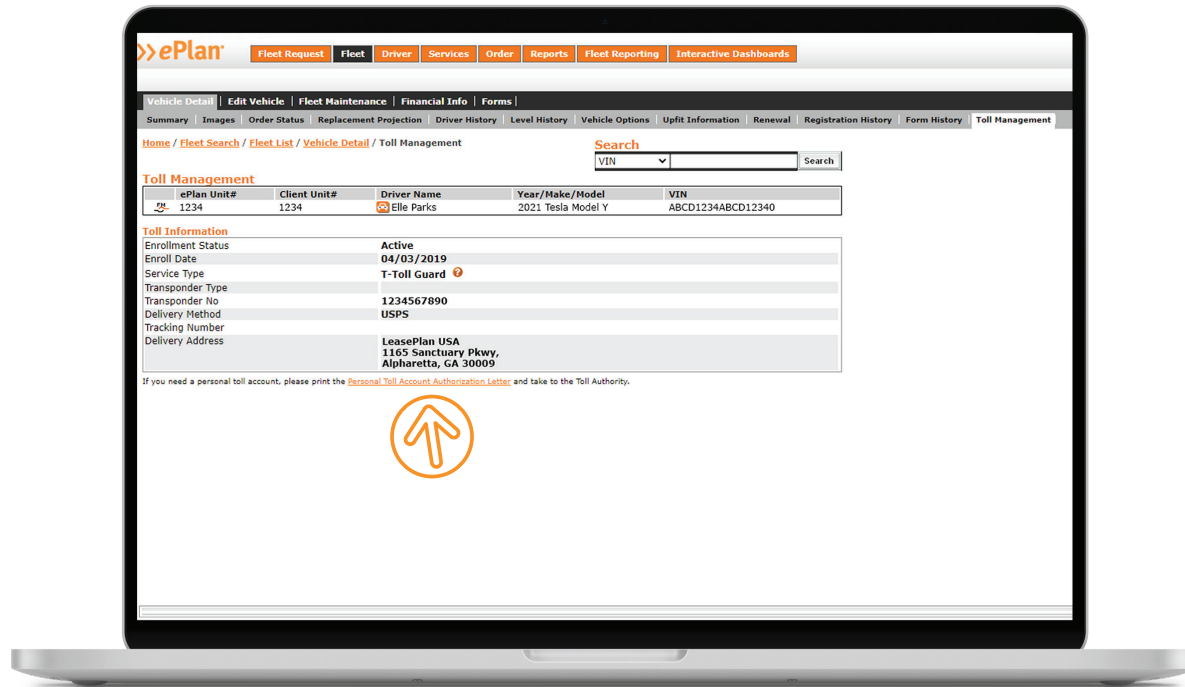
To access the Toll Management tab in ePlan, click the Fleet tab. From the Vehicle Detail tab, click the Toll Management tab.

Once you select a vehicle, you will be able to view toll information including enrollment status, enroll date, service type, transponder type, transponder number, tracking number, delivery method, and delivery address.



If there is no toll data available for a selected vehicle, a message is displayed to inform the user accordingly.

To create a Driver Authorization Letter in ePlan, click the “Personal Toll Account Authorization Letter” link and the letter will generate for your records.



keep in mind

This new ePlan tab will only be visible to clients who are enrolled in TollPlan or TollGuard.



expert tips

The Driver Authorization letter is needed to allow the driver to obtain a transponder with the toll authority when LeasePlan owns the vehicle with prefill signature and notary. Users will have access to the “Personal Toll Account Authorization Letter” for lease or lease with FM units only.