

AUTUMN 2022

LeasePlan

Driving Insights

Driving in autumn and winter

Online car tax guide 2022/23

Improving your fuel economy

Electric Moments Series Two

Keep your car looking
nicer, for longer

New rules for DVLA
medical assessments

Seasonal driving tips:

Driving in autumn and winter

The period of autumn through to winter is a lovely time of year, but it can be difficult for drivers. Here are our tips for coping with the conditions.

This might be the "season of mists and mellow fruitfulness", but it can also be a difficult time for drivers.

The sun is lower in the mornings and evenings, particularly after the clocks go back on 31 October. This means there's more chance of getting dazzled – and if it's not in your eyes, there's a chance it's affecting the drivers coming towards you.

There's more chance of getting dazzled as the sun is lower in the mornings and evenings, particularly after the clocks go back on 31 October.

However, you can take steps to limit the effects:

- 01 **Have sunglasses to hand**
- 02 **Keep both sides of your windscreen clean**
- 03 **Turn on your headlights even when the sun is still out, as it will help other drivers see you**
- 04 **Check your bulbs regularly to make sure they're working**
- 05 **Keep your washer fluid topped up**



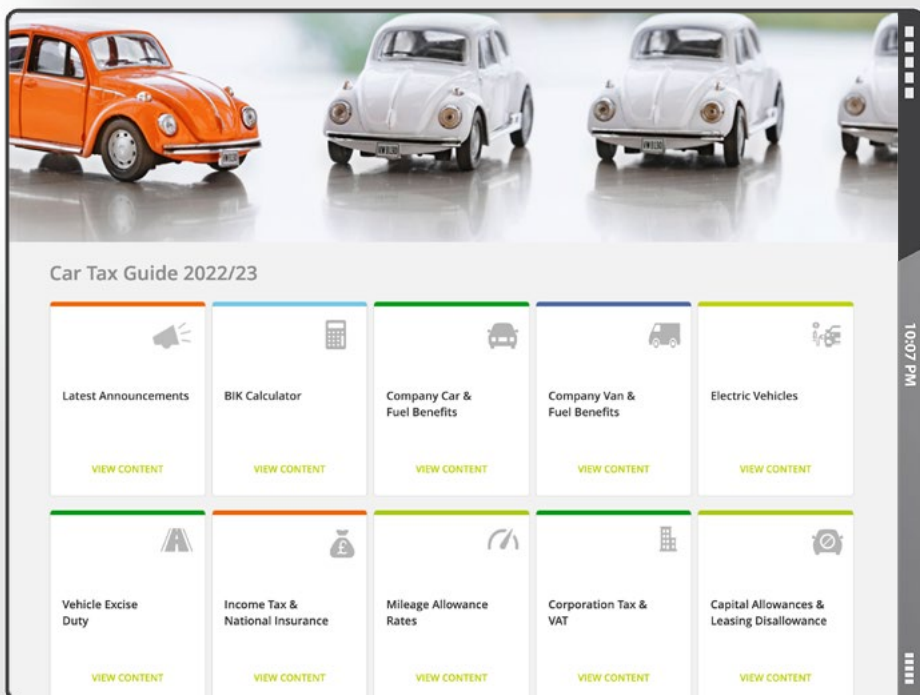
News and updates:

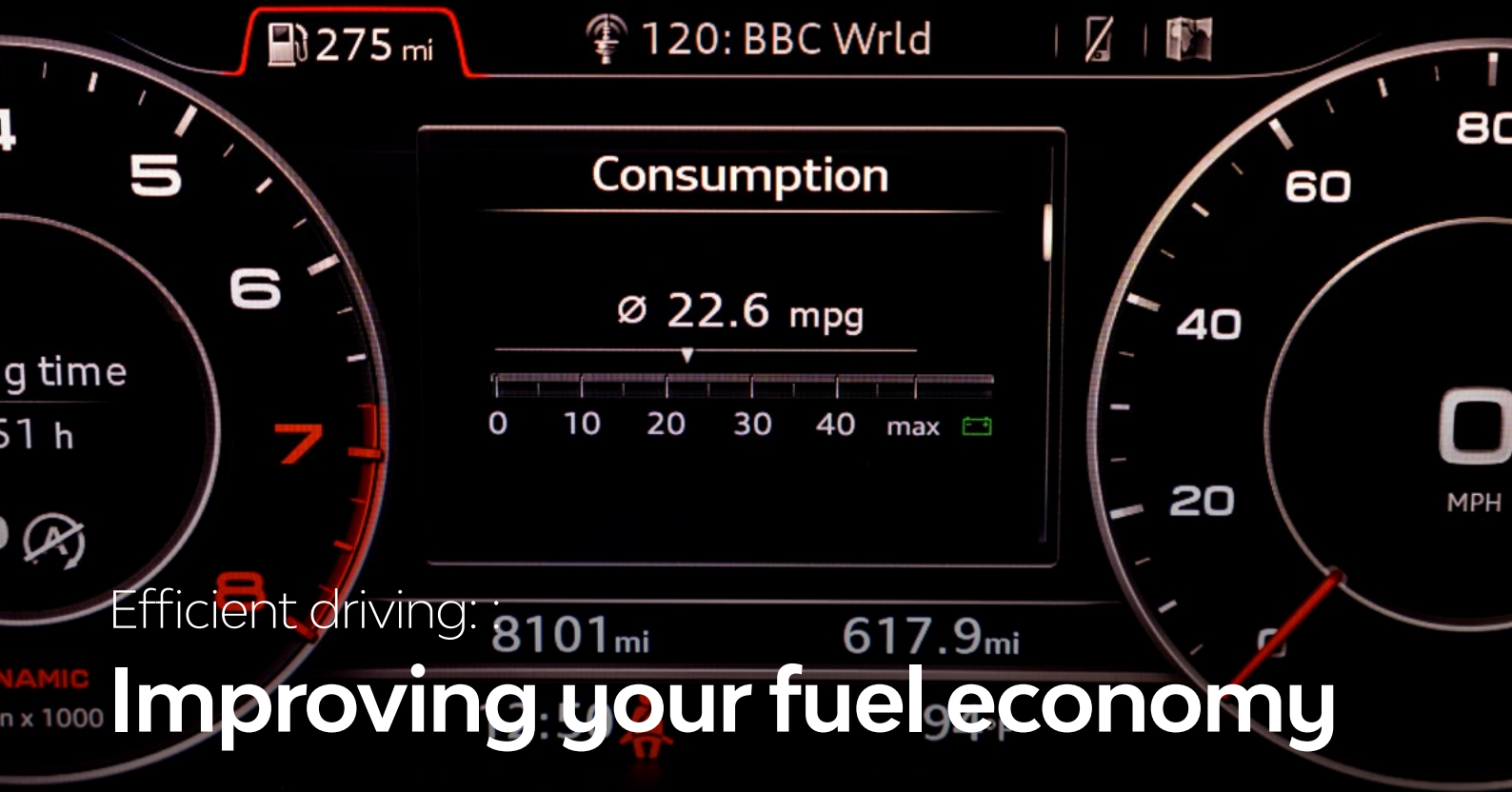
Online car tax guide 2022/23

We understand how important it is to know the latest rules for company cars, so we've partnered with Deloitte to create an online guide.

The guide brings it all together in one place. It covers everything from road tax and corporation tax to mileage allowances and fuel benefits – plus all the latest announcements.

- BIK Calculator
- Company car and fuel benefits
- Company van and fuel benefits
- Electric vehicles
- Vehicle excise duty
- Income Tax and National Insurance
- Mileage allowance rates
- Corporation tax and VAT
- Capital allowances and leasing disallowance





Efficient driving:

Improving your fuel economy

With the cost-of-living crisis showing no signs of slowing down, and the prices at the pumps regularly reaching new records, we've pulled together seven tips for drivers to help make motoring a little more affordable.

01 Accelerate more effectively

While we all like to put our foot down every now and again, efficient acceleration is about keeping your engine revs as low as possible. This means changing gear early and often.



02 Check your roof

It's an obvious one, but roof racks and roof boxes really affect fuel economy. If you're not using them, remember to take them off.

03 Declutter

Anything in your car that you don't need is still adding to its weight. This doesn't affect fuel economy significantly (unless you have a boot full of bricks!), but even small improvements can make a difference.



04 Keep an eye on tyre pressure

Underinflated tyres affect fuel economy by more than you might expect. Some studies suggest they can reduce it by as much as 10%. On top of that, they can be dangerous and they wear down more quickly.

05 Look ahead

Accelerating or braking when you don't need to reduces your fuel economy. Looking further ahead on the road means you can plan for what's coming and drive more smoothly.

06 Slow down

AA figures suggest that driving at 80mph uses 25% more fuel than driving at 70mph, which itself uses 15% more than driving at 50mph. On shorter journeys, in particular, would going slower make that much difference to when you arrive?



07 Think about your aircon

On hot days, air conditioning can be one of the most attractive features of a car. But when you're driving at lower speeds (up to around 40mph), think about opening the windows instead. At higher speeds, though, do stick with aircon, as open windows will do more to reduce your fuel economy.

News and updates:

Electric Moments Series Two

We've partnered with Fully Charged to create a series of videos on the reality of electric vehicles for both businesses and drivers. In our latest series Fully Charged Show's Robert Llewelyn is joined by guests from LeasePlan to talk about the importance of driver familiarisation, how to reimburse EV drivers and everything else in between.

Episode 1:

The Road to Zero: Is your business ready for electric vehicles?



The UK Government plans to phase out new petrol and diesel cars and vans within a decade. In this episode of Electric Moments from LeasePlan, Robert Llewelyn of Fully Charged looks at what's on the horizon for fleets, and how the UK is taking steps towards a cleaner, more efficient transport system and what you can do to get ready for the switch.

[WATCH NOW](#)

Episode 2:

Getting your drivers ready to drive electric. Here's what you need to know.



The transition to electric vehicles is one of the biggest changes in the history of the automotive industry, but it needn't be challenging for drivers. In this episode of Electric Moments from LeasePlan, produced with Robert Llewelyn and the team at Fully Charged, we asked drivers what they've learned about electric driving, and what advice they'd give to anyone who's about to make the switch.

[WATCH NOW](#)

Episode 3:

Expenses claims for electric vehicles – what can you claim back?



Electric vehicles have introduced a third 'fuel' for fleets, and the challenge of reimbursing drivers who could be charging at home, work and on the road is a key topic for fleet managers. Working with Robert Llewelyn's Fully Charged, this episode of Electric Moments from LeasePlan discusses the potential hurdles, tax considerations and how new technology is streamlining the reimbursement process.

[WATCH NOW](#)

Episode 4:

Making sense of electric vehicle charging – at home, at work and on the road.



Easy, convenient access to charging is one of the most common concerns we hear from drivers considering electric vehicles, but plugging in isn't as complicated as it sounds. In this episode of Electric Moments from LeasePlan, Robert Llewelyn of Fully Charged looks at the different options available for drivers and explains how to take advantage of the UK's widespread, and constantly expanding, chargepoint network.

[WATCH NOW](#)



Maintenance tips:

Keep your car looking nicer, for longer

It takes a lot of work to maintain a car at showroom levels over the years, but keeping it in good condition is a lot easier. It just takes a few simple steps.

01 Plan ahead

Cars are getting bigger, but parking spaces aren't – and this means an increased risk of scratches and dents. However, if you're careful where you park, you can avoid a lot of the risks. Keep clear of spaces where cars might be turning, as they could scrape you without realising, and where possible, pick a space without cars next to you.

02 Get it under cover

It's not an option for everyone, but if you can park underneath a roof, it should keep away bird droppings, sap, pollen and twigs. A garage might even cut your premiums, though it's worth remembering that if you declare it in this way, you will need to park in it.

03 Look after the paintwork

Even if you do your best to avoid them, your car will still pick up the occasional scrape and ding. If this breaks the paintwork, remember to recoat it, as it will help protect against rust.

04 Keep it clean

Similarly, clean the inside regularly – and clean up any spills when they happen. It can be much harder to get things out once they've dried or been ground into the carpet.

05 Don't skip services

You'll know when your regular service is due, so don't let it run late – and if you see a red or yellow warning light, get an expert involved.

06 Be tyre aware

If your tyres are below, or even close to, the limit, your car will take longer to stop in an emergency, which can put you and your family in danger. Checking them regularly can help you make sure you have enough tread.

07 Watch the clock

Finally, if you have a lease car, remember that you signed up for a specific mileage each month. Keep an eye on what you're doing and if you're well over (or under) this level, get in touch with your customer service team.

Does your vehicle have some damage?

Read our Fair Wear and Tear guidelines for advice on preparing your vehicle for return at contact end.

[Advice & guidelines](#)





News and updates:

New rules for DVLA medical assessments

A change in the rules for DVLA medical assessments means more healthcare professionals can now carry them out. These assessments are required whenever the DVLA is notified about a medical condition that could affect someone's driving.

The questionnaires will still be sent to GPs and hospitals first, but doctors can now refer them on to other medical professionals to complete on their behalf. This includes chiropractors, osteopaths, nurses, midwives and opticians.

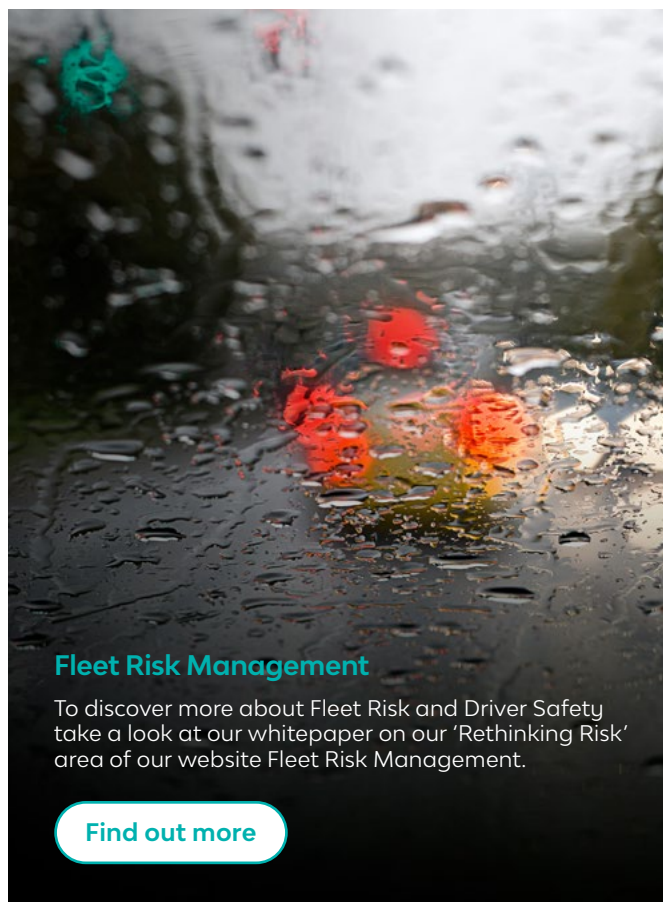
The aim is to reduce the administrative burden on doctors and speed up the licensing process – something that is particularly important right now, as there was a 65% increase in the number of applications waiting for a decision between March 2021 and March 2022.

However, it's important to note that the D4 Medical Examination Report, which applies to lorry and bus drivers, must still be completed by doctors or consultants registered with the General Medical Council.

The aim is to reduce the administrative burden on doctors and speed up the licensing process

More information can be found on the Gov.uk website.

[Find out more](#)



Fleet Risk Management

To discover more about Fleet Risk and Driver Safety take a look at our whitepaper on our 'Rethinking Risk' area of our website Fleet Risk Management.

[Find out more](#)



Is an electric vehicle right for you?

Choosing an electric vehicle can feel like a giant leap for drivers, but it doesn't have to be daunting...

With an ever-expanding range of versatile, desirable, long-range electric cars to choose from, and renewed incentives from government, we think there's never been a better time for drivers to make the switch.

Of course, we also recognise that it's a new technology, and it's important to understand how well it fits your needs. So we've developed a suite of free online tools to help walk you through the process and alleviate any concerns along the way.

With our vehicle tool, answer a few simple questions about your usage, driving habits and what you need out of a car, and we'll help you to understand how different options could suit your lifestyle, with clear guidance on the next steps and suggestions of further tools to help with the transition. It only takes a couple of minutes.

LeasePlan

**Could an electric car
work for you?**

DriverLine

For help with your vehicle please call the
LeasePlan DriverLine on **0344 493 7644**

